

impressions

COMPOSITE DOOR RANGE





The Impressions range of composite doors throughout this catalogue combine the stunning appearance of natural wood with the security, maintenance and thermal benefits of a composite door.

The door skins are manufactured from Glass Reinforced Plastic which offers an authentic timber appearance without the issues of warping, cracking, peeling or splitting. The doors only require occasional cleaning with a cloth.

The insulating core consists of 100% CFC-free Polyurethane, which provides outstanding thermal and acoustic performance - better insulation than timber or UPVC doors.

A composite inner frame within the core reinforces both the outer skin and the surrounding foam core.

All doors are fitted with a high security lock and fully coordinated matching hardware.

We offer a variety of door styles including:


twin glazed.....	page 4
moon & mids	page 6
half glazed & half arch.....	page 8
twin tops & mids	page 10
cottage doors.....	page 12
back doors	page 13
oval & 8 panel doors.....	page 14
side panels	page 14

RCM


RCM is a unique reinforcement that makes windows and doors easier to install due to its lightweight makeup. It is more energy efficient and does not rust or corrode. It is 20-30% stronger in the corner weld and has a life expectancy of more than 35 years. RCM is made from 100% recycled composite material.




White



Red



Green




Blue



Black



Gold Oak



Rosewood

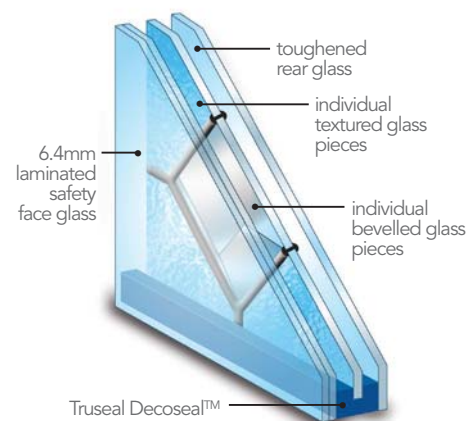
Royale | Zinc



Triple Glazed Brass/Zinc Art Range

Our Triple Glazed designs are constructed using hand-cut bevels and textured glass pieces, which are then assembled using traditional stained glass methods. The unit is then encapsulated between two pieces of tempered safety glass to give excellent thermal and sound insulation with the added benefit of an easy to clean smooth surface.

Our Triple Glazed designs in our brochure are indicated by this icon



Clarity | Brass

Diamond Cut | Zinc



Simplicity | Zinc

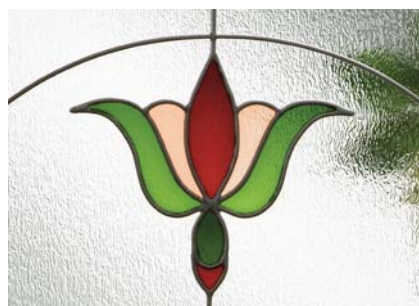
Prairie | Zinc

Twin Glazed Crystal Art Range



Our 'Elderton' Crystal Art design is manufactured using a highly advanced multi-patented technology that allows us to create incredibly detailed bevelled effect designs that would be impossible with traditional glass decoration techniques and provides excellent sound insulation. Due to manufacturing techniques, it is not necessary to use textured backing glasses.

Twin Glazed Resin Art Range



Our 'Fleur' Resin Art design is manufactured using state-of-the-art resin dispensing equipment to create the outline and then the colours are hand-painted. The Resin Art offer an alternative to lead profiles and create much finer lines and are shown with our popular Pewter colour. A choice of Pilkington textured glass is also available for additional privacy (required).


Twin Glazed Overlay Art Range



Our 'Diamond' Overlay Art design incorporates genuine lead strips, handmade coloured effect films or handcrafted bevelled glass. All the decorative elements are on the outer pane of tempered safety glass and you can choose from a wide range of Pilkington textured backing glass options for the inner pane to add varying levels of privacy.

Pilkington Patterned Glass Range


Patterned glass units are available but please note that all other glass designs within this brochure are only available as shown (with the exception of our Diamond and Fleur designs). For the full range of patterned glass styles, please see page 13.



twin glazed

COMPOSITE DOOR RANGE


* Not available in brow option | ** Only available in square option



doorstyle options

All the above decorative glass designs are available in these choices of doorstyles unless specified. Also available with backing glass only.





moon & mids

COMPOSITE DOOR RANGE

* Only available in moon option

moon | elderton glass

moon & mids | simplicity glass

moon | fleur glass

moon & mids | diamond glass

Colour Options



Triple Glazed Design

Triple Glazed Design

Triple Glazed Design

Triple Glazed Design

moon & mids | prairie glass

moon | diamond cut glass*

moon & mids | royale glass

6



doorstyle options

All the above decorative glass designs are available in these choices of doorstyles unless specified. Also available with backing glass only.

moon option

moon & mids option

sunburst option



Backing
Glass Only
See P13



Triple Glazed Design
moon & mids
clarity glass



half glazed

COMPOSITE DOOR RANGE

* Not available in arch option

half glazed | diamond cut glass



Triple Glazed Design

half glazed | clarity glass



Triple Glazed Design

half glazed | prairie glass



Triple Glazed Design

half glazed | diamond glass



Colour Options



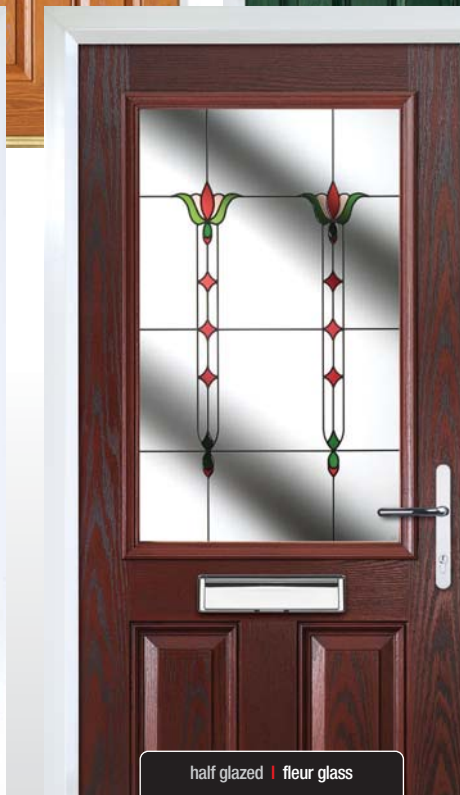
8

half glazed arch | simplicity glass



Triple Glazed Design

half glazed | fleur glass



half glazed arch | royale glass



Triple Glazed Design

doorstyle options

All the above decorative glass designs are available in these choices of doorstyles unless specified. Also available with backing glass only.

half glazed option



half glazed arch option



half glazed georgian option



Backing Glass Only
See P13

half glazed georgian arch option



Backing Glass Only
See P13



Triple Glazed Design

half glazed arch
royale glass

9



twintops & mids

COMPOSITE DOOR RANGE

twin tops & mids | simplicity glass



Triple Glazed Design

twin tops | backing glass




twin tops & mids | fleur glass



twin tops | diamond glass



Colour Options



10



Triple Glazed Design

twin tops & mids | prairie glass



twin tops | royale glass



Triple Glazed Design

twin tops & mids | clarity glass



doorstyle options

All the above decorative glass designs are available in these choices of doorstyles unless specified. Also available with backing glass only.

twin tops option



twin tops & mids option



solid option





cottage doors

COMPOSITE DOOR RANGE

cottage diamond | simplicity glass



cottage 4 lite | elderton glass



cottage oblong | royale glass



cottage diamond | diamond glass



Colour Options



12



cottage diamond | fleur glass



cottage oblong | clarity glass



cottage 4 lite | prairie glass

doorstyle options

The above decorative glass designs are available in these choices of doorstyles. Also available with backing glass only.

Please Note:

Some glass designs are not available in all door styles, please refer to the availability table on page 15.

cottage 4 lite option



cottage diamond option



cottage oblong option



solid option



venetian blind

This Venetian blind is cleverly encapsulated within the insulated glass cavity of the door to conveniently provide a zero maintenance blind.

The blind can be raised, lowered and easily tilted using the unobtrusive fingertip control on the edge of the frame.



half glazed georgian



venetian blind



half glazed georgian arch




half glazed

backing glass options

With our Diamond and Fleur decorative glass designs, we recommend that a textured backing glass is used to add an extra level of privacy. You can also specify these textured backing glasses for use in any of the door styles shown within this brochure including our georgian and sunburst doors as well as our our sidelight and toplight options.




Arctic™



Autumn™




Chantilly™



Charcoal™



Contora™



Cotswold™



Digital™



Everglade™



Flemish™



Florielle™



Mayflower™



Minster™



Oak™



Pelerine™




Stippolyte™



Sycamore™



Taffeta™



Warwick™

oval & 8panel

COMPOSITE DOOR RANGE

Oval and 8 Panel doors are only available in White, Gold Oak and Rosewood colours



oval | royale glass



8 panel | clarity glass



oval | fleur glass

14

sidepanels

COMPOSITE DOOR RANGE

For our Diamond and Fleur designs, we offer matching decorative glass for custom or composite sidelights and toplights, or simply compliment the design by using the same backing glass. For our Triple Glazed designs, matching decorative glass is only possible by using a composite sidelight. For non-composite sidelights and toplights, we recommend textured backing glass.



Midrail sidelight with matching design



Double Composite Sidelights with Clarity Glass



Full sidelight with matching design



impressions
COMPOSITE DOOR RANGE

HS Trade Composite Doors

Tel: 01400 282526 | Fax: 01400 282538 | Email: info@hstrade.co.uk
www.hstrade.co.uk